



# Shri Vaishnav Vidyapeeth Vishwavidyalaya, Indore

Name of Program: Bachelor of Technology in Robotics and Automation

| SUBJECT CODE | Cate-gory | SUBJECT NAME             | TEACHING & EVALUATION SCHEME |               |                       |                         |                       |   |   |   |         |
|--------------|-----------|--------------------------|------------------------------|---------------|-----------------------|-------------------------|-----------------------|---|---|---|---------|
|              |           |                          | THEORY                       |               |                       | PRACTICAL               |                       | L | T | P | CREDITS |
|              |           |                          | END SEM University Exam      | Two Term Exam | Teachers Assess-ment* | END SEM University Exam | Teachers Assess-ment* |   |   |   |         |
| BTRA601      | EC        | Advanced Control Systems | 60                           | 20            | 20                    | 0                       | 0                     | 3 | 1 | 0 | 4       |

**Legends:** L - Lecture; T - Tutorial/Teacher Guided Student Activity; P – Practical; C - Credit;  
\***Teacher Assessment** shall be based following components: Quiz/Assignment/ Project/Participation in Class, given that no component shall exceed more than 10 marks.

### Course Educational Objectives (CEOs):

The course will provide understanding of linear and nonlinear control systems. Students will understand the Conventional and Intelligent Control Systems.

### Course Outcomes (COs):

After the successful completion of this course students will be able to

1. Develop of state models for linear continuous – time and discrete – time systems.
2. Demonstrate non-linear system behavior by phase plane and describing function methods.
3. Design pole assignment and state observer using state feedback.
4. Develop the describing function for the nonlinearity present to assess the stability of the system.
5. Develop Lyapunov function for the stability analysis of nonlinear systems.
6. Study the design of optimal controller.

### UNIT I

9 Hrs.

#### Introduction to Control

Review of Linear Control System: Modeling through differential equations and difference equation, state space method of description and its solution, discretization of continuous timestate space model, Laplace and z-domain analyses of control systems, PID Controller, Controllability, Observability & Stability, Nyquist analysis, Root Loci, Effect of load disturbance upon control actions.

### UNIT II

#### State Variable Design

8 Hrs.

Introduction to state Model, effect of state Feedback, Necessary and Sufficient Condition for Arbitrary Pole-placement, pole placement Design, design of state Observers, separation principle, servo design, State Feedback with integral control.

Chairperson  
Board of Studies

Shri Vaishnav Vidyapeeth Vishwavidyalaya  
Indore

Registrar  
Shri Vaishnav Vidyapeeth  
Vishwavidyalaya, Indore



## Shri Vaishnav Vidyapeeth Vishwavidyalaya, Indore

### UNIT III

9 Hrs.

#### Phase Plane Analysis

Features of linear and non-linear systems, Common physical non-linearities, Methods of linearization, Concept of phase portraits, Singular points, Limit cycles, Construction of phase portraits, Phase plane analysis of linear and non-linear systems, Isocline method.

### UNIT IV

8 Hrs.

#### Control of Nonlinear Dynamics

Lyapunov's Stability Theorems, Lyapunov's Method for Linear Time Invariant Systems, Stability of Nonlinear Systems by Method of Lyapunov, Krasovskii's Theorem on Lyapunov Function, Application of Lyapunov Function to Estimate Transients.

### UNIT V

9 Hrs.

#### Optimal Control

Formulation of the Optimal Control Problem, Optimal Control System Design Using Second Method of Lyapunov, Calculus of variation, Euler-Lagrange equations, Boundary conditions, Transversal condition Bolza problem, Pontryagin's maximum principle.

#### Text Books:

1. M.Gopal, "Modern Control System Theory", New Age International Publishers, 2002.
2. K. P. Mohandas, "Modern Control Engineering", Sanguine Technical Publishers, 2006.
3. G. J. Thaler, "Automatic Control Systems", Jaico Publishing House, 1993.

#### References:

1. K. Ogata, "Modern Control Engineering", 4th edition, PHI, New Delhi, 2002.
2. B.S.Manake, "Advanced Control System", Khanna Publication.
3. D.S.Naidu, "Optimal Control Systems" First Indian Reprint, CRC Press, 2009.
4. M. Gopal, "Digital Control and State Variable Methods: Conventional and Intelligent Control Systems", McGraw Hill 3rd Edition, 2008

**Chairperson  
Board of Studies**

**Shri Vaishnav Vidyapeeth Vishwavidyalaya  
Indore**

**Registrar  
Shri Vaishnav Vidyapeeth  
Vishwavidyalaya, Indore**





# Shri Vaishnav Vidyapeeth Vishwavidyalaya, Indore

Name of Program: Bachelor of Technology in Electronics & Communication

| SUBJECT CODE | Category | SUBJECT NAME                    | TEACHING & EVALUATION SCHEME |               |                      |                         |                      |   |   |   |         |
|--------------|----------|---------------------------------|------------------------------|---------------|----------------------|-------------------------|----------------------|---|---|---|---------|
|              |          |                                 | THEORY                       |               |                      | PRACTICAL               |                      | L | T | P | CREDITS |
|              |          |                                 | END SEM University Exam      | Two Term Exam | Teachers Assessment* | END SEM University Exam | Teachers Assessment* |   |   |   |         |
| BTEC603      | EC       | Discrete Time Signal Processing | 60                           | 20            | 20                   | 30                      | 20                   | 3 | 1 | 2 | 5       |

Legends: L - Lecture; T - Tutorial/Teacher Guided Student Activity; P – Practical; C - Credit;

\*Teacher Assessment shall be based following components: Quiz/Assignment/ Project/Participation in Class, given that no component shall exceed more than 10 marks.

### Course Objective:

This course will introduce the basic concepts and techniques for processing of discrete time signals. To familiarize with the important methods in DSP, including digital filter design, transform-domain processes and Multirate processing.

### Course Outcome:

After completion of this course the students are expected to be able to demonstrate following attributes:

1. Student will be able to represent discrete time signal analytically and visualize them in the time & frequency domain and also understand the different transforms techniques & their significance.
2. Student will be able to analyze and design the discrete time system and design different digital filters using the concept of digital signal processing.

### Syllabus:

#### UNIT I

10 Hrs.

**Discrete-Time Signals and Systems:** Discrete-time signals, discrete-time systems, system properties (linearity, time-invariance, memory, causality, BIBO stability), analysis of discrete-time LTI systems, discrete time systems described by difference equation, solution of difference equation

#### UNIT II

10 Hrs.

**z-Transform:** The direct z-transform, Region of Convergence, properties of ROC, properties of the z-transform, inverse z transform, analysis of linear time-invariant systems in the z- domain, pole-zero plots, time-domain responses of simple pole-zero plots, causality and stability.

Chairperson  
Board of Studies

Shri Vaishnav Vidyapeeth Vishwavidyalaya  
Indore

Registrar  
Shri Vaishnav Vidyapeeth Vishwavidyalaya  
Indore



## Shri Vaishnav Vidyapeeth Vishwavidyalaya, Indore

### UNIT III

10 Hrs.

**Discrete Fourier Transform:** DFT, Properties of the DFT, Efficient computation of the DFT: Decimation-in-time and Decimation-in frequency Fast Fourier transform algorithms, decomposition for 'N' composite number.

### UNIT IV

10 Hrs.

**Digital filters Design Techniques:** Design of IIR digital filters: Approximation of Derivatives, Impulse invariant and Bilinear transformation, Lowpass/Highpass Butterworth & Chebyshev filter design, Design of FIR digital filters: windowing techniques Rectangular, Hamming, Hanning windows.

### UNIT V

10 Hrs.

**Multi rate digital signal processing:** Introduction, design of practical sampling rate converters, Decimators, Interpolators, signal flow graph, Polyphase decompositions.

#### Text Books:

- 1 John. G Proakis & D.G. Manolakis, "Digital Signal Processing: Principles, Algorithms and Application", 4th Edition, Pearson Education, 2007.
- 2 S.Salivahanan, A Vallavaraj & C.Gnanapriya, "Digital Signal Processing", 3<sup>rd</sup> Edition, TMH, 2017.
- 3 A.V. Oppenheim & R.W. Schaffer, "Digital Signal Processing", 3rd Edition, PHI, 2010.

#### References:

- 1 Rabiner and Gold: Theory and Application of Digital Signal Processing, 1<sup>st</sup> Edition, PHI Learning, 2009.
- 2 Ingle and Proakis: Digital Signal Processing- A MATLAB based Approach, 3<sup>rd</sup> Edition, Thompson, Cengage Learning, 2010.
- 3 S. K. Mitra, "Digital Signal Processing: A Computer Based Approach", 4th Edition, TMH, 2013.

#### List of Experiment:

1. Generate, analyze and plot various discrete-time signals.
2. Verify the operations on sequences (addition, multiplication, scaling, shifting, folding etc).
3. Implement linear time-invariant (LTI) systems and test them for stability and causality.
4. Analyze and Compute z-transforms of various discrete time signals.
5. Compute DFT of sequences and generate the phase and frequency plots.
6. Generate linear convolution of two sequences and plot the response.
7. Generate circular convolution of two sequences and plot the response.
8. Design IIR Filter for the given parameters.
9. Design FIR Filter for the given parameters.
10. Implement Up sampling and Down sampling of a sinusoidal signal and analyze the results.

Chairperson  
Board of Studies

Registrar  
Shri Vaishnav Vidyapeeth Vishwavidyalaya



# Shri Vaishnav Vidyapeeth Vishwavidyalaya

Name of Program: Bachelor of Technology in Electronics & Communication

| SUBJECT CODE | Category | SUBJECT NAME                  | TEACHING & EVALUATION SCHEME |               |                      |                         |                      |   |   |   |         |
|--------------|----------|-------------------------------|------------------------------|---------------|----------------------|-------------------------|----------------------|---|---|---|---------|
|              |          |                               | THEORY                       |               |                      | PRACTICAL               |                      | L | T | P | CREDITS |
|              |          |                               | END SEM University Exam      | Two Term Exam | Teachers Assessment* | END SEM University Exam | Teachers Assessment* |   |   |   |         |
| BTEC714      | EC       | Embedded Systems for Robotics | 60                           | 20            | 20                   | 30                      | 20                   | 3 | 1 | 2 | 5       |

**Legends:** L - Lecture; T - Tutorial/Teacher Guided Student Activity; P – Practical; C - Credit;

\***Teacher Assessment** shall be based following components: Quiz/Assignment/ Project/Participation in Class, given that no component shall exceed more than 10 marks.

### Course Educational Objectives (CEOs):

1. To inculcate the concepts of robotic features including actuator and control processes.
2. To explore robot learning in the context of current robots.
3. To impart knowledge of designing robots to perform tasks from simple movement to complex interactions with the world.
4. To explore robotic concepts with hands-on experiments using the Microchips-AVR Controller.

### Course Outcomes:

Students will be able to

1. Design and create robots to perform tasks from simple movement to complex interactions with the world.
2. Articulate design decisions and create a diary describing learning experiences that form a portfolio of competence.
3. Discuss emergent behavior and distinguish this from normal robotic behavior.

### Syllabus:

#### UNIT- I

6 Hrs.

**Basics of Embedded Systems and Robotics:** Introduction, Classifications of Embedded Systems, Application-Specific Processors, Mobile Robots Embedded Controllers, Operating System. Logic Gates, Function Units Registers and Memory, Arithmetic Logic Unit Control Unit, Central Processing Unit.

#### UNIT-II


8 Hrs.


**Sensors:** Sensor Categories, Binary Sensor, Analog versus Digital Sensors. Shaft Encoder, A/D Converter, Position Sensitive Device, Compass, Gyroscope, Accelerometer, Inclinometer, Digital Camera.

#### UNIT- III

8 Hrs.

**Actuators:** DC Motors, H-Bridge, Pulse Width Modulation, Stepper Motors, Servos, On-Off Control, PID Control, Velocity Control and Position Control, Multiple Motors – Driving Straight.

  
Chairperson  
Board of Studies  
Shri Vaishnav Vidyapeeth Vishwavidyalaya  
Indore

  
Registrar  
Shri Vaishnav Vidyapeeth  
Vishwavidyalaya, Indore





# Shri Vaishnav Vidyapeeth Vishwavidyalaya

## UNIT- IV

9 Hrs.

**Embedded Communication Interface:** I2C Communication, SPI and SCI Communication, UART Communication, USB Communication, Hard and Soft Real-Time System, Thread-Oriented Design.

## UNIT- V

14 Hrs.

**Case Study:** Line followers, Balancing Robots, Walking Robots, Robots manipulator, Maze exploration, Map generation, Robot Soccer.

### Text Books:

1. Embedded Systems and Robotics with Open Source Tools, Nilanjan Dey, Amartya Mukherjee, CRC Press, 1 edition (April 1, 2016).
2. Embedded Robotics: Mobile Robot Design and Application with Embedded Systems, III Edition, Springer, 2008.

### References:

1. Embedded Systems & Robots Projects Using the 8051 Microcontroller, Subrata Ghoshalm, hardcover, I Edition, Cengage, 2009.
2. Embedded Robotics, Mobile Robot Design and Applications with Embedded Systems, Bräunl, Thomas, III Edition, Springer-Verlag Berlin Heidelberg, 2013
3. The 8051 Microcontroller and Embedded Systems: Using Assembly and C Paperback – 2007, Mazidi and Mazidi, Pearson Education India; 2 edition, 2007.
4. AVR Microcontroller and Embedded Systems: Using Assembly and C, Muhammad Ali Mazidi, Sarmad Naimi, and Sepehr Naimi Education India, 2010.

### List of Practicals:

1. Introduction to Microcontrollers like AVR Controller, etc.
2. Interfacing with LED and Buzzer.
3. Interfacing with LCD Display.
4. Interfacing with DC motors.
5. Interfacing with IR sensors
6. Interfacing with White-line sensors
7. Interfacing with Position sensors
8. Interfacing with Sharp sensors
9. Line following robot
10. Project based on typical system design.

Chairperson  
Board of Studies

Shri Vaishnav Vidyapeeth Vishwavidyalaya  
Indore

Registrar  
Shri Vaishnav Vidyapeeth  
Vishwavidyalaya, Indore



# Shri Vaishnav Vidyapeeth Vishwavidyalaya

Name of Program: Bachelor of Technology in Robotics and Automation

| SUBJECT CODE | Category | SUBJECT NAME                            | TEACHING & EVALUATION SCHEME |               |                      |                         |                      |   |   |   |         |
|--------------|----------|---|------------------------------|---------------|----------------------|-------------------------|----------------------|---|---|---|---------|
|              |          |   | THEORY                       |               |                      | PRACTICAL               |                      | L | T | P | CREDITS |
|              |          |   | END SEM University Exam      | Two Term Exam | Teachers Assessment* | END SEM University Exam | Teachers Assessment* |   |   |   |         |
| BTRA602      |          | Computer Aided Design and Manufacturing | 60                           | 20            | 20                   | 30                      | 20                   | 2 | 1 | 2 | 4       |

**Legends:** L - Lecture; T - Tutorial/Teacher Guided Student Activity; P – Practical; C - Credit;

\***Teacher Assessment** shall be based following components: Quiz/Assignment/ Project/Participation in Class, given that no component shall exceed more than 10 marks.

### Course Educational Objectives (CEOs):

This course provides a fundamental understanding of

1. The Design concepts with the help of computer application
2. Comprehensive Knowledge of computer applications including geometric, Modeling, Assemblies and Manufacturing.

### Course Outcomes (COs):

After completion of this course the students are expected to be able to demonstrate following knowledge, skills and attitudes

1. Student will be able to understand the various Design concepts with the help of computer application.
2. Students will be able to acquire knowledge of the applications of computers in design and manufacturing of real world product.

## Syllabus

### UNIT I

8 Hrs.

**Introduction:** Introduction to CAD , Why CAD Software ,Scope, Objective, Benefit, Limitation & Evaluation, Engineering Design Process, Design Considerations, Total Life Cycle, Information Requirements of Mfg Organizations, Business Forecasting and Aggregate Production Plan, MPS, MRP and Production Activity Control (PAC), Introduction of CAD, CAE, CAM, CAP, CAPP, CATD And CAQ.

### UNIT II

8 Hrs.

**Graphics Fundamentals and Standards:** Raster Scan, Coordinate Systems for Model (M/ WCS) User and Display, Database for Graphic Modeling, PDM, PIM, EDM, Define EDM, Features of EDM, Basic Transformations of Geometry-Translation, Scaling, Rotation and Mirror, Need for CAD Data Standardization, Developments In Drawing Data Exchange Formats, GKS, PHIGS,CORE, IGES, DXF STEP DMIS and VDI, ISO Standard for Exchange of Product Model Data-STEP and Major Area Application Protocols.

### UNIT III

9 Hrs.

**Geometric Modeling in CAD :** Introduction to Geometric Modeling, Types of Geometric Model(2D And 3D),Types of Geometric Modeling(Wireframe Modeling-2D and 3D, Surface and Solid or Volume Modeling), Solid Modeling- Linear, Extrusion and Rotational Sweep, Boundary Representation, Constructive Solid Geometry (CSG) , Curve Representation, Types of Curve Representation, Introduction to Analytical(Line, Circle And Ellipse) and Synthetic

**Chairperson  
Board of Studies**

Shri Vaishnav Vidyapeeth Vishwavidyalaya  
Indore

**Registrar  
Shri Vaishnav Vidyapeeth  
Vishwavidyalaya, Indore**





# Shri Vaishnav Vidyapeeth Vishwavidyalaya

Curves (Spline, Bezier, B-Spline and NURBS), Parametric Representation of Analytical and Synthetic Curve, Surface Models: Sculpture Surfaces, Classification, Basics of Coons, Bezier, B-Spline and Ruled Surfaces, Parametric Representation of Analytical and Synthetic Surfaces.

## UNIT IV

9 Hrs.

**Computer-Aided Manufacturing:** Computer-Aided Manufacturing, Computer Applications in a Manufacturing Plant, Key Aspects of CAM in a Manufacturing System and Manufacturing Control, NC, CNC, DNC Machines and Machine Center, Classification of NC Machine, Nomenclature of NC Machine Axes, NC Modes of Position And Motion Control (Point To Point, Line, 2D, And 3D Contouring), Machine Control Unit, Automatic Tool Changes (ATC), Adaptive Control.

## UNIT V

9 Hrs.

**NC Part Programming and Computer Integrated Manufacturing:** NC Part Programming; ISO Standard for Coding, Preparatory Functions(G)-Motion, Dwell, Unit, Preset, Cutter Compensation, Coordinate and Plane Selection Groups; Miscellaneous (M) Codes, Absolute And Incremental Programming, CNC Canned Cycles G71, G72, G73, G74, G90, G92, G94 for CNC Lathe, Canned Cycles Of CNC Milling Machine Simple Part Programming Examples. Introduction to CIM, Scope, Objectives and Benefits of Computer Integrated Manufacturing; CIM Wheel.

### Text Books:

1. P. Radhakrishnan, Subramanian S and Raju V, "CAD/CAM/CIM"; New Age Pub., 2008.
2. Mikell P. Groover and Emory W. Zimmer, "CAD/CAM Computer Aided Design and Manufacturing", 2008.

### References:

1. S. Kant Vajpay, "Principles of CIM", PHI, 1995.
2. Rao PN, "CAD/CAM"; TMH, 2010.
3. David D. Bedworth, Mark R. Henderson, Philip M. Wolfe, "Computer Integrated Design and Manufacturing", McGraw-Hill, 1991.

### List of Practicals

The students will be required to carry out the following exercises using educational software (Auto CAD, Creo, Solid works, Master CAM etc).

1. Setting of drawing environment by setting drawing units, naming the drawing, naming layers, setting line types of different layers.
2. To Draw Orthographic projection Drawings (Front, Top and side) of a given model.
3. Draw 3D models by extruding, revolve, sweep, loft & other 3D Modelling commands in Creo.
4. Prepare Assembled 3d CAD models of knuckle joint, cotter joint & Plummer block through Creo CAD modelling software.
5. 3D Assembly of Flange Coupling
6. 3D Assembly of Screw Jack
7. 3D Assembly of Connecting rod.
8. 3D Assembly of Universal Joint.
9. Use of CAM software for writing CNC programs
10. Write the program prepare any work piece through CNC Machine.

**Chairperson**  
**Board of Studies**

Shri Vaishnav Vidyapeeth Vishwavidyalaya  
Indore

**Registrar**  
**Shri Vaishnav Vidyapeeth**  
**Vishwavidyalaya, Indore**





# Shri Vaishnav Vidyapeeth Vishwavidyalaya, Indore

**Name of Program: B.Tech. in Electronics and Communication with Specialization  
in IOT (w.e.f. 2018)**

| SUBJECT CODE | Category | SUBJECT NAME                       | TEACHING & EVALUATION SCHEME |               |                      |                         |                      |   |   |   |         |
|--------------|----------|------------------------------------|------------------------------|---------------|----------------------|-------------------------|----------------------|---|---|---|---------|
|              |          |                                    | THEORY                       |               |                      | PRACTICAL               |                      | L | T | P | CREDITS |
|              |          |                                    | END SEM University Exam      | Two Term Exam | Teachers Assessment* | END SEM University Exam | Teachers Assessment* |   |   |   |         |
| BTECIOT701   | EC       | <b>Real Time Operating Systems</b> | 60                           | 20            | 20                   | 30                      | 20                   | 3 | 0 | 2 | 4       |

**Legends:** L - Lecture; T - Tutorial/Teacher Guided Student Activity; P – Practical; C - Credit;

\***Teacher Assessment** shall be based following components: Quiz/Assignment/ Project/Participation in Class, given that no component shall exceed more than 10 marks.

## Course Objectives:-

The subject aims to provide the student with:

1. To understand the concepts of Operating System.
2. To obtain hands-on experience in programming Real time OS.

## Course Outcomes:-

After completion of the course student will be able

1. Explain the operating system concepts and types of operating system.
2. Demonstrate deadlock and memory management techniques.
3. Demonstrate concepts of real time operating system implementation

## Syllabus

### UNIT I

**9 Hrs.**

Introduction to Operating System, Goals of an OS, Operation of an OS, Computer Architecture, Classes of Operating Systems, Structure of an Operating System, Memory Management: Single User Contiguous Scheme, Dynamic Partitions, Best-Fit Versus First-Fit Allocation, Deallocation, Paged Memory Allocation; Demand Paging, Page Replacement Policies, Segmented Memory Allocation.

### UNIT II

**8 Hrs.**

Process Management: Processes and programs, Implementing processes, Threads, Process Synchronization, Semaphores, Monitors, Scheduling terminology and its concepts, Deadlock: Detection, Prevention and Avoidance.

### UNIT III

**9 Hrs.**

Introduction to RTOS, Cortex-M Processor Architecture, ARM Cortex-M Assembly Language, Pointers in C, Memory Management, MSP432 I/O programming, Interrupts, First in First Out (FIFO) Queues, Edge-triggered Interrupts, UART Interface, Basic principles of Input Capture, Pulse Width modulation on MSP432, OS Considerations for I/O Devices, Debugging.

Chairperson  
Board of Studies

Shri Vaishnav Vidyapeeth Vishwavidyalaya  
Indore

Registrar  
Shri Vaishnav Vidyapeeth  
Vishwavidyalaya, Indore



## Shri Vaishnav Vidyapeeth Vishwavidyalaya, Indore

### UNIT IV

8 Hrs.

Thread Management: Parallel, distributed and concurrent programming, Introduction to threads, States of a main thread, Two types of threads, Thread Control Block, Creation of threads, Switching threads, Profiling the OS, Semaphores, Thread Synchronization, Process Management, Dynamic loading and linking

### UNIT V

9 Hrs.

Time Management: Cooperation, Blocking semaphores, First in First out Queue, Thread Sleeping, Deadlocks, Monitors, Fixed Scheduling.  
Real-time Systems: Data Acquisition Systems, Priority scheduler, Debouncing a switch, Texas Instruments RTOS, FreeRTOS

### Text Books:

1. Dhananjay M. Dhamdhare, "Operating Systems: A Concept-Based Approach", McGraw Hill Education; Third Edition, 2017
2. Ann Mciver Mchoes, Ida M. Flynn, "Understanding Operating Systems", Cengage Learning Sixth Edition
3. Jonathan W. Valvano, "Real-Time Operating Systems for ARM Cortex-M Microcontrollers", Volume 3, Fourth Edition, 2017

### References:

1. Rob Williams, "Real Time Systems Development", First Edition, Elsevier 2006
2. Phillip A. Laplante, Seppo J. Ovaska, "Real Time Systems Design And Analysis: Tools for the Practitioner", Fourth Edition IEEE Press, 2012
3. Andrew S. Tanenbaum, Herbert Bos "Modern Operating Systems", Pearson, Fourth Edition, 2012

### List of Experiments:

1. To develop the process scheduling algorithm.
2. TINY OS
3. Creation of tasks and task communication using TINY OS
4. Task pending and deletion from TINY OS
5. Task Suspension in TINY OS
6. Understand DEADLOCK in TINY OS
7. Porting TINY OS on microcontroller
8. Traffic light controller using TINY OS

**Chairperson**  
**Board of Studies**  
**Shri Vaishnav Vidyapeeth Vishwavidyalaya**  
**Indore**

**Registrar**  
**Shri Vaishnav Vidyapeeth**  
**Vishwavidyalaya, Indore**





# Shri Vaishnav Vidyapeeth Vishwavidyalaya

Name of Program: Bachelor of Technology in Robotics and Automation

| SUBJECT CODE | Category | SUBJECT NAME                    | TEACHING & EVALUATION SCHEME |               |                      |                         |                      |   |   |   |         |
|--------------|----------|---------------------------------|------------------------------|---------------|----------------------|-------------------------|----------------------|---|---|---|---------|
|              |          |                                 | THEORY                       |               |                      | PRACTICAL               |                      | L | T | P | CREDITS |
|              |          |                                 | END SEM University Exam      | Two Term Exam | Teachers Assessment* | END SEM University Exam | Teachers Assessment* |   |   |   |         |
| BTRA613      |          | Neural Networks and Fuzzy Logic | 60                           | 20            | 20                   | 30                      | 20                   | 3 | 0 | 2 | 4       |

**Legends:** L - Lecture; T - Tutorial/Teacher Guided Student Activity; P – Practical; C - Credit;

\***Teacher Assessment** shall be based following components: Quiz/Assignment/ Project/Participation in Class, given that no component shall exceed more than 10 marks.

## Course Educational Objectives (CEOs):

This course introduces the basics of Neural Networks and also provides detailed overview of Fuzzy sets.

## Course Outcomes (COs):

After the successful completion of this course students will be able to

1. Identify and describe Fuzzy Logic and Artificial Neural Network techniques in building intelligent machines.
2. Apply Artificial Neural Network & Fuzzy Logic models to handle uncertainty and solve engineering problems.
3. Recognize the feasibility of applying a Neuro-Fuzzy model for a particular problem

## Syllabus:

### UNIT I

9 Hrs.

Introduction to Fuzzy Sets: Classical and Fuzzy Sets: Overview of Classical Sets, Membership Function, Fuzzy rule generation. Operations on Fuzzy Sets: Compliment, Intersections, Unions, Combinations of Operations, Aggregation Operations. Fuzzy Arithmetic: Fuzzy Numbers, Linguistic Variables, Arithmetic Operations on Intervals & Numbers, Lattice of Fuzzy Numbers, Fuzzy Equations.

### UNIT II

9 Hrs.

Uncertainty based Information: Information & Uncertainty, Types of uncertainty, Nonspecificity of Fuzzy & Crisp Sets, Fuzziness of Fuzzy Sets, Defuzzification, Design a fuzzy logic controller: Mamdani & Sugeno Architecture. Adaptive fuzzy systems: Neural and Fuzzy intelligence, Fuzziness as multivalent, fuzziness in probabilistic world, randomness verses ambiguity.

### UNIT III

8 Hrs.

Introduction and how brain works, Neural network architectures, Taxonomy of Neural network architectures, Neuron as a simple computing element, Back propagation networks: architecture, Backpropagation learning, Standard back propagation algorithms, Selection of various parameters, Variations applications of back propagation algorithms. Hopfield neural network.

Chairperson  
Board of Studies

Shri Vaishnav Vidyapeeth Vishwavidyalaya  
Indore

Registrar  
Shri Vaishnav Vidyapeeth  
Vishwavidyalaya, Indore



# Shri Vaishnav Vidyapeeth Vishwavidyalaya

## UNIT IV

8 Hrs.

Genetic algorithms basic concepts, encoding, fitness function, reproduction-Roulette wheel, Boltzmann, tournament, rank, and steady state selections, Convergence of GA, Genetic modelling: Inheritance operators, Cross over, Inversion and deletion, Mutation operator, Bit-wise operators .

## UNIT V

8 Hrs.

Introduction of Neuro-Fuzzy Systems, Architecture of Neuro Fuzzy Networks, hybrid systems, integration of fuzzy logic, neural networks and genetic algorithms, non traditional optimization techniques like ant colony optimization, Particle swarm optimization, Neural network applications, fuzzy logic applications.

### Text Books:

1. Rajasekharan and Rai "Neural Networks, Fuzzy logic, Genetic algorithms: Synthesis and Applications" PHI Publication, 2003.
2. George J Klir and Tina A. Folger, "Fuzzy Sets Uncertainty an Information", Prentice Hall of India, New Delhi, 2000.

### References:

1. Limin Fu, "Neural Networks in Computer Intelligence", McGraw Hill, 1995.
2. James A Freeman, "Simulating Neural Networks", Adison Publication, 1995.
3. Bart, Kosko, "Neural Networks and Fuzzy Systems: A Dynamical Systems Approach to Machine Intelligence", Prentice Hall of India, 1994.

Chairperson  
Board of Studies  
Shri Vaishnav Vidyapeeth Vishwavidyalaya  
Indore

Registrar  
Shri Vaishnav Vidyapeeth  
Vishwavidyalaya, Indore





# Shri Vaishnav Vidyapeeth Vishwavidyalaya

Name of Program: Bachelor of Technology in Electronics & Communication  
(w.e.f. 2018)

| SUBJECT CODE | CATEGORY | SUBJECT NAME                                  | TEACHING & EVALUATION SCHEME |               |                      |                         |                      |   |   |   |         |
|--------------|----------|---|------------------------------|---------------|----------------------|-------------------------|----------------------|---|---|---|---------|
|              |          |   | THEORY                       |               |                      | PRACTICAL               |                      | L | T | P | CREDITS |
|              |          |   | END SEM University Exam      | Two Term Exam | Teachers Assessment* | END SEM University Exam | Teachers Assessment* |   |   |   |         |
| BTEC723      | EC       | Advanced Microcontroller and Embedded Systems | 60                           | 20            | 20                   | 30                      | 20                   | 3 | 0 | 2 | 4       |

**Legends:** L - Lecture; T - Tutorial/Teacher Guided Student Activity; P – Practical; C - Credit;  
\*Teacher Assessment shall be based following components: Quiz/Assignment/ Project/Participation in Class, given that no component shall exceed more than 10 marks.

### Course Objectives:

1. To teach programming for MSP432 using high level language such as C.
2. To teach students how a microcontroller can be used as a computer within a single integrated circuit.
3. To present the microcontrollers input/output interface capabilities for developing embedded systems with microcontrollers.
4. To illustrate how a microcontroller is a component within embedded systems controlling the interaction of the environment with system hardware and software.

### Course Outcomes:

After successful completion of the course, student will be able:

1. To understand the generalized architecture of advanced microcontroller MSP432 and its programming.
2. To interface MSP432 with analog peripherals & communication systems.
3. To design an embedded system using MSP432 for a particular task.

### Syllabus

#### UNIT I

9 Hrs

#### Introduction to Microcontrollers & Embedded System

Background of Microcontrollers: Definition, Classification, Features & Applications, Architecture of Cortex M4 and its features, MSP-EXP432P401R and its Booster Packs, Energia: Development Environment, Libraries, Fundamental Programming Concepts.

**Embedded System:** Definition, Characteristics, Block diagram, Design Process, Case study: Weather monitoring system.

#### UNIT II

7 Hrs

#### MSP432 Operating Parameters and Interfacing

Operating Parameters, Input Devices, Output Devices, High Power DC Interfaces, Interfacing to DC Devices, AC Devices, Educational Booster Pack Mk-II, Grove Starter Kit for LaunchPad Application.

Chairperson

Board of Studies

Shri Vaishnav Vidyapeeth Vishwavidyalaya

Registrar

Shri Vaishnav Vidyapeeth  
Vishwavidyalaya, Indore



# Shri Vaishnav Vidyapeeth Vishwavidyalaya

## UNIT III

9 Hrs

### MSP432 Memory System and Power System

**Memory System:** Basic Memory Concepts, Memory Operations in C Using Pointers, Memory Map, Flash Memory, Direct Memory Access (DMA), External Memory: Bulk Storage with an MMC/SD Card.

**Power Systems:** Operating Modes and Speed of Operation, Power Supply System, Power Control Module, Operating Modes, Transition PSS and PCM Registers, Battery Operation.

## UNIT IV

8 Hrs

### Time-Related Systems, Resets and Interrupts

Time-related Signal Parameters: Frequency, Period, Duty Cycle, MSP432 Clock System, Energia-related Time Functions, Watchdog Timer, Timer32, Timer A, Real-Time Clock, MSP432 Resets, Interrupts, MSP432 Interrupt System, Energia Interrupt.

## UNIT V

9 Hrs

### Analog Peripherals & Communication Systems

Programming the MSP432 ADC System, Voltage Reference, Comparator, Serial Communication Concepts, MSP432 UART, Serial Peripheral Interface-SPI, Inter-Integrated Communication - I2C Module

### Text Books:

1. Dung Dang, Daniel J. Pack, Steven F. Barrett, "Embedded Systems Design with the Texas Instruments MSP432 32-bit Processor" Morgan & Claypool Publisher, 2017.
2. Ying Bai, "Microcontroller Engineering with MSP432: Fundamentals and Applications" Taylor & Francis, CRC Press, 2017

### References:

1. Chris Nagy, "Embedded Systems Design using the TI MSP430 Series" Newnes, 2003.
2. John H. Davies, "MSP430 Microcontroller Basics" Newnes, 2008.
3. Manuel Jiménez, Rogelio Palomera, Isidoro Couvertier, "Introduction to Embedded Systems: Using Microcontrollers and the MSP430" Springer, 2014.
4. Raj Kamal, "Embedded Systems: Architecture, Programming and Design" TMH, 2008.

### List of Experiments:

1. Introduction to MSP-EXP432P401R Launch Pad, Code Composer Studio and Energia.
2. Interfacing LED using MSP432.
3. Interfacing 7-segment display to MSP432.
4. Interfacing dot-matrix display to MSP432.
5. Setting up communication interface using IR sensors.
6. Interfacing MSP432 with various sensors
7. Driving stepper motor using MSP432.
8. Interfacing memory to MSP432
9. Setting up wireless communication Network.
10. Setting up IoT link for various sensors using MSP432.

Chairperson  
Board of Studies

Shri Vaishnav Vidyapeeth Vishwavidyalaya  
Indore

Registrar  
Shri Vaishnav Vidyapeeth  
Vishwavidyalaya, Indore





# Shri Vaishnav Vidyapeeth Vishwavidyalaya

## Name of Program: Bachelor of Technology in Electronics & Communication with Specialization in IOT

| SUBJECT CODE | Category | SUBJECT NAME                                  | TEACHING & EVALUATION SCHEME |               |                      |                         |                      |    |   |   |         |
|--------------|----------|---|------------------------------|---------------|----------------------|-------------------------|----------------------|----|---|---|---------|
|              |          |   | THEORY                       |               |                      | PRACTICAL               |                      | Th | T | P | CREDITS |
|              |          |   | END SEM University Exam      | Two Term Exam | Teachers Assessment* | END SEM University Exam | Teachers Assessment* |    |   |   |         |
| BTECIOT604   | EC       | Embedded System with Raspberry pi and Arduino | 0                            | 0             | 0                    | 30                      | 20                   | 0  | 0 | 2 | 1       |

**Legends:** L - Lecture; T - Tutorial/Teacher Guided Student Activity; P – Practical; C - Credit;

\***Teacher Assessment** shall be based following components: Quiz/Assignment/ Project/Participation in Class, given that no component shall exceed more than 10 marks.

### Course Educational Objectives (CEOs):

1. To describe the basic functionality of Raspberry Pi B+ board.
2. To present the basics of the Python programming language to prepare students for programming on the Raspberry Pi.
3. To communicate with devices through the pins of the Raspberry Pi.

### Course Outcomes (COs):

After completing this course, students will be able to:

1. Setup and operate the Raspberry Pi
2. Understand the basics of the Linux OS used on the Pi and the basics of the X Windows System (the GUI environment)
3. Program the Pi for different applications

### Syllabus:

#### UNIT I

##### Introduction and familiarization with Arduino

Introduction to Arduino with Hardware Overview board with pin layout, Download and Installation of the Arduino IDE, Arduino IDE and Sketch Overview, Understanding Arduino Syntax, Program notation: variables, functions, control flow, Arduino conventions, Analog I/O and Serial Communications.

#### UNIT II

##### Microcontroller overview with specifications

Microcontroller overview and Architecture Atmel ATmega 328 / AVR family, overview of main features such as I/O Ports, Timers, interrupts serial port, PWM, ADC, Timers, PWM, analog / digital IO, , Pin functions, Atmega328p specifications, I/O interfacing with Atmega328p.

#### UNIT III

##### Interfacing with Arduino board

Introduction to Arduino IDE, writing, saving, compiling and uploading sketches, interfacing discrete LEDs, Binary counter, Seven Segment LEDs, Interfacing LCD, switch Interface, Interfacing with different type of sensors and communication modules.

Chairperson

Board of Studies

Shri Vaishnav Vidyapeeth Vishwavidyalaya  
Indore

Registrar

Shri Vaishnav Vidyapeeth  
Vishwavidyalaya, Indore



# Shri Vaishnav Vidyapeeth Vishwavidyalaya

## UNIT IV

### Introduction and familiarization with Raspberry Pi board

Introduction to Raspberry Pi board and installation, introduction to Linux, preparation of Boot SD card, configuration of Raspberry Pi and networking with host computer, interfacing with Raspberry Pi board, accessing GPIO pins.

## UNIT V

### Introduction to Python Programming

Python IDE for Raspberry Pi, Python expressions, functions and operations for controlling the pins of Raspberry Pi,

### Text Books:

1. Mike McRoberts: "Beginning Arduino" Apress, 2<sup>nd</sup> Edition, 2013
2. Adrian McEwen, Hakim Cassimally "Designing the Internet of Things", John Wiley & Sons, 2013

### References:

1. Massimo Banzi, "Getting Started with Arduino", O'Reilly Media, Inc." 2011
2. Wolfram Donat "Learn Raspberry Pi programming in python", Apress ,2014
3. Richard Grimmer, "Raspberry Pi Robotics Essentials", Packt Publishing Ltd 2015

### List of Experimentss:

1. Understanding Arduino IDE and Arduino board family.
2. Understanding I/O access on ATmega328p.
3. Experimenting data transfer using Serial Communication.
4. Experimenting data transfer using SPI Communication.
5. Establishing i2c interface with ATmega328p.
6. Understanding Raspberry Pi Board Architecture.
7. Installing and configuring Raspbian OS on Raspberry Pi.
8. Blinking LED using Raspberry Pi.
9. Network configuration on Raspberry Pi.
10. Interfacing Sensor using Raspberry Pi.

**Chairperson**  
**Board of Studies**  
Shri Vaishnav Vidyapeeth Vishwavidyalaya  
Indore

Registrar  
Shri Vaishnav Vidyapeeth  
Vishwavidyalaya, Indore





# Shri Vaishnav Vidyapeeth Vishwavidhyalaya, Indore

## Name of Program: Bachelor of Technology in Electronics & Communication

| SUBJECT CODE | Category | SUBJECT NAME          | TEACHING & EVALUATION SCHEME |               |                      |                         |                      |   |   |   |         |
|--------------|----------|-----------------------|------------------------------|---------------|----------------------|-------------------------|----------------------|---|---|---|---------|
|              |          |                       | THEORY                       |               |                      | PRACTICAL               |                      | L | T | P | CREDITS |
|              |          |                       | END SEM University Exam      | Two Term Exam | Teachers Assessment* | END SEM University Exam | Teachers Assessment* |   |   |   |         |
| BTEC507      | EC       | Programming in Python | 0                            | 0             | 0                    | 30                      | 20                   | 0 | 0 | 2 | 1       |

**Legends:** L - Lecture; T - Tutorial/Teacher Guided Student Activity; P – Practical; C - Credit;

\*Teacher Assessment shall be based following components: Quiz/Assignment/ Project/Participation in Class, given that no component shall exceed more than 10 marks.

### Course Objective:

1. Learn Syntax and Semantics and create Functions in Python.
2. Handle Strings and Files in Python.
3. Understand Lists, Dictionaries and Regular expressions in Python.
4. Implement Object Oriented Programming concepts in Python

### Course Outcome:

After learning the course, the student will be able:

1. To develop proficiency in creating applications using the Python Programming Language.
2. To be able to understand the various data structures available in Python programming language and apply them in solving computational problems.
3. To be able to do testing and debugging of code written in Python.
4. To be able to draw various kinds of plots using PyLab.
5. To be able to do text filtering in Python

### Syllabus

#### UNIT I

Introduction: History of Python, Need of Python Programming, Running Python Scripts, Variables, Assignment, Operators and Expressions: Operators- Arithmetic Operators, Comparison (Relational) Operators, Assignment Operators, Logical Operators, Bitwise Operators, Membership Operators, Identity Operators, Expressions and order of evaluations.

#### UNIT II

Data Structures: Lists, Tuples, Sets, Dictionaries, Sequences.

Control Flow - if, if-elif-else, for, while, break, continue. Functions - Defining Functions, Calling Functions, Passing Arguments. Modules: Creating modules, import statement, from ..import statement, name spacing.

#### UNIT III

Python packages, Introduction to PIP, Installing Packages via PIP, Using Python Packages

Chairperson  
Board of Studies

Registrar

Shri Vaishnav Vidyapeeth Vishwavidyalaya





# Shri Vaishnav Vidhyapeeth Vishwavidhyalaya, Indore

## UNIT IV

Object Oriented Programming OOP in Python: Classes, 'self variable', Methods, Constructor Method, Inheritance, Overriding Methods, Data Hiding.

## UNIT V

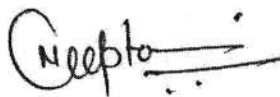
File Handling: Types of Files, Creating and Reading Text Data, File Methods to Read and Write Data.


### List of Experiments:

1. Develop programs to understand the control structures of python.
2. Develop programs to learn different types of structures (list, dictionary, tuples) in python.
3. Write a Python program to sum all the items in a list.
4. Write a Python program to get the largest and smallest number from a list.
5. Develop programs for data structure algorithms using python – searching and sorting.
6. Write a Python Program to perform Linear Search.
7. Write a Python Program to perform Binary Search.
8. Write a Python Program to perform Selection sort.
9. Write a Python Program to perform Insertion sort.
10. Write a Python Program to perform Merge sort.
11. Write a Python program to get a list, sorted in increasing order by the last element in each tuple from a given list of non-empty tuples: Sample List: [(2, 5), (1, 2), (4, 4), (2, 3), (2, 1)] Expected Result: [(2, 1), (1, 2), (2, 3), (4, 4), (2, 5)]
12. Write a Python program to check a list is empty or not.
13. Write a Python program to remove duplicates from a list.
14. Programs that take command line arguments (word count).
15. Write a Program that Reads a Text File and Counts the Number of Times a Certain Letter Appears in the Text File.
16. Write a Program to Read a Text File and Print all the Numbers Present in the Text File.
17. Write a Program to find the most frequent words in a text read from a file.
18. Implement Object Oriented Programming concepts in Python.
19. Write A Program to Append, Delete and Display Elements of a List Using Classes.
20. Write A Program to Create a Class and Compute the Area and the Perimeter of the Circle.
21. Write A Program to Create a Class which Performs Basic Calculator Operations.
22. Write A Program to Create a Class in which One Method Accepts a String from the User and another prints it.
23. Learn to plot different types of graphs using PyPlot.

### References:

1. John V Guttag. "Introduction to Computation and Programming Using Python", 2<sup>nd</sup> edition, Prentice Hall of India, 2013
2. Wesley J. Chun. "Core Python Programming" 2<sup>nd</sup> Edition, Prentice Hall, 2006
3. Michael T. Goodrich, Roberto Tamassia, Michael H. Goldwasser, "Data Structures and Algorithms in Python", Wiley, 2013
4. Kenneth A. Lambert, "Fundamentals of Python – First Programs", CENGAGE Publication, 1<sup>st</sup> edition, 2011

  
**Chairperson**  
Board of Studies

  
**Registrar**  
Shri Vaishnav Vidyaapeeth Vishwavidhyalaya